



Winter 2024

Club news, views, and much more!

Established in 1975
Coventry Diecast Model Club's Magazine





Coventry Diecast Model Club

Chairman- Mick Russell
Treasurer- Hugh Evans

Vice Chairman- Matt Beaumont
Raffle Wrangler- Vacant

Wheelspin Team

Editor- Maz Woolley

-

Consulting Editor- Will Roe

Wanted — articles for future editions of Wheelspin. Just send a few words and photographs to the editor at wheelspineditor@outlook.com and he will do the rest!

Wheelspin contributions may be sent by email to:
wheelspineditor@outlook.com.

You may reach the committee members, or the Wheelspin team, by post sent to **CDMC** c/o Midland Air Museum, Coventry Airport, Rowley Road, Baginton, Coventry, CV3 4FR — This is the address for all communications with the Club.



Coventry Diecast Model Club

WHEELSPIN is the Newsletter of **Coventry Diecast Model Club**, it is published quarterly and is free to members.

Enquiries regarding advertising rates are invited, however this service is only free to members.

No guarantee as to the accuracy of material appearing in this edition can be given and comments made may not represent the opinions of the committee or members.

CDMC reserve the rights of copy. The editor reserves the right to amend as seems appropriate.

Readers are invited to contribute articles, ideas, letters, or other material for inclusion in the Newsletter. Submissions should be sent to the email address above. Where possible any photographs or images should be keyed to the text using an appropriate name or number.

© CDMC 2024

Welcome to Wheelspin #253

Contents

4	Up Front and Cartoon	16	Black Country Living Museum
5	Bailey on the Buses	18	50th Anniversary Club Model
7	Another Bus comes along	19	Toyfair dates
11	Mixxy in the Middle	20	2025 Club Night Themes

CDMC



Front Cover: 1950s
BP Energol Advert
showing cold weather
testing in Finland

Right: Standard Atlas
Van outside Coventry
Market in the 1960s.
(Getty Images)



Thanks to all those Clubs who share their newsletters with us.

Completely free to use -
So why not read it ?

Model
AUTO
Review

Online Since 2013

Up Front

Exciting times! This issue sets out the club night themes for 2025 and gives a peek at the Club Model to celebrate our 50th Anniversary.


February's Club Night at the Air Museum will be a special one to celebrate the club's 50th year. A celebration that will extend to the Virtual Club Night in the same month. We hope that Paul and Hilary and other founding members will join us at the Air Museum.

We will throw open attendance at the February Virtual Club Night to members of other clubs and friends of CDMC to share our celebrations. More on the format of these meetings will be shared in the New Year.

In the meantime Mixxy has been working on making our club stand at the Toyfair look more professional as our current display is looking a bit tatty and worn. It is important to make the most of our presence at the Toyfair as it is one of the most likely places to recruit new members. The new banners and other items he has created will help us look more active and up to date. We also hope to have a new flier explaining the benefits of club membership produced soon.

Don't forget that our January meeting will be on the 8th as the first Wednesday is the 1st when we will all still be enjoying the New Year.

Merry Christmas and best wishes for 2025 from the Wheelspin team.



Bailey on the Buses By Roger Bailey




Coventry Transport was the first municipal operator of the Bristol RE5L with ECW body and Gardner engines. Three were B44F and the other three were B42D. They were delivered in 1967 and were equipped for one-man operation. Their first use was



on a limited-stop one-man service between Pool Meadow and Henley Green number route 26. They were also used on both the Berkswell route and railway station route. Four were passed directly to the West Midlands PTE before


April 1974, when Coventry became part of the PTE. The other two joined with the rest of the fleet. All six were withdrawn in 1978 or 1979.



As there are no models of this distinctive member of the Coventry Transport Fleet I have had two models created by 3D printers. The difference between the versions is the number of doors, one or two.

Left: the parts set for the one door version

Right: Parts set for the two door version



Below: Both versions side by side



Rear view of the trial assembly of the two door version.

Stop Press

Roger's extensively updated version of his book on Dinky Buses has just been released. More plans, photographs and French Dinky too. £35 plus postage. Contact Roger for more details.

Another Bus Comes Along by Will Roe

It has become a standing joke with CDMC members - 'I don't collect buses'. Well, I'm in the same bracket, I never started out to collect model buses but somehow in the many years I've been collecting they have certainly built up.

As the title suggest, recently yet another bus, or perhaps correctly on this occasion, a coach, couldn't be resisted and joined my little fleet of Midland Red motor way coaches. I like to be reminded of those heady days when the motorways were first built, Express highways from one major city or town to another, hurtling through the country much like todays HS2 white elephant but probably without as much hype or rural carnage.

It was like a new era, and with the M1 and M6 on our doorstep, Midland Red were not slow in in building high powered luxury vehicles to provide an express service from both Coventry and Birmingham to London. With an 8 litre turbocharged engine, a five speed gearbox and a top speed of 85mph, the CM5T was just the job. Here in Coventry you could board the shiny red monster at Pool Meadow, sit in a luxurious seat, go to the toilet even during the journey, and arrive in London in no time. If nothing else it was a unique experience at that time.

Unlike today, there were no hold ups, no congestion charges, most of the time this red arrow of coach travel would be in the outside lane careering along on a super highway that, if memory serves me correctly, was yet without a speed limit. No stopping here and there for 'convenience' halts, just onwards, powered by an engine that was hardly audible. I'm hoping my memory from those wonderful days of the 1960's serves me correctly after all this time.

I'm pleased to say that those wonderful days have not been ignored by the model manufacturers and I'm pleased to have replicas of one sort or another in my collection. Roger Bailey will no doubt correct me if this ageing brain of mine gets some details incorrect. So, as they say on the TV, in no particular order, let me run through what I have in my collection.

Sadly Midland Red - BMMO or in full, Birmingham and Midland Motor Omnibus Company, once so prolific on all Midland routes is

no longer with us having been on the scene from 1905 to 1981.

The Models

Mostly this has been the province of Corgi and I have listed here those models that I have in my collection. Why EFE never made models of these wonderful machine I don't know but it seems it has just been the likes of Budgie and Corgi that have provided them. They have also been available in the Atlas range but are still Corgi motorway coach castings, with variations and two types of packaging depending if they were in the Atlas's Classic Coaches Collection or their Great British Buses series. More later. But first the Corgi items and I'll start with the Coventry-London motorway express with side sign boards. The model I have is number 720 of an issue of 4,000. Corgi No is OM45505 and the registration number is 800 HHA. This had a plain black roof with no toilet at the rear.

Another one is a more local service, route 789 Coventry to Tamworth with no sign board. My model is No 740 of 2200 and the reg number is 833HHA. This has a red roof with white vent panels. Corgi No 45506.

A guide brief to Corgi issues. 1120 Original issue B'ham London (see later photo).

OM45501 B'ham-London black roof. OM45502 - Lichfield Speedway supporters club. OM45503 Llandudno. OM45504 B'ham-London white roof. OM45505 B'ham-London black roof. OM45506 Route 789 Coventry-Tamworth. OM45507 New Brighton destination. OM45508 B'ham Selly Oak Worcester.

Also using this model by Corgi is a yellow and black liveried BMMO CM5T and is based on that of the Lichfield Speedway Supporters Club, side boards as such, yellow on black being the colours of Coventry Brandon speedway. There are white vent hatches on the black roof and the reg number is 819 HHA. The stock number is OM45502C-UOI.

As the Atlas are basically reissued Corgi models, one still has the Original Omnibus cast into the underside. The Classic Coaches Collection item has a Coventry destination on the front display with side boards reading MIDLAND 'RED' MOTOR SERVICES. This has a reg number of 437 HHA, fleet number 4837. This model has a white roof with two white vent hatches.

The second Atlas item in their Great British Buses series seems to me to be the best example of them all with side boards for BIRMINGHAM-LONDON MOTORWAY EXPRESS, a white toilet to the rear, highly detailed mirrors and window vents. The roof is black with white vent hatches and a number plate of 805 HHA.


Before moving on, I have discovered that there was earlier 1961 Corgi version (No 1120) with spun hubs, Glidamatic suspension and toilet at rear. Destination board LONDON, side panels BIRMINGHAM-LONDON MOTORWAY EXPRESS - see photos.

The Budgie version, No 296, is a much simpler item,, less detail, little underneath and no number plates or mirrors.. The one I have came minus side boards so I added COVENTRY-LONDON ones and a LONDON destination. The interior is minus seats etc. To make the most of this casting, they also issued it in blue as an American motorway vehicle, the one I have is in a 'fair' condition. I have a spare which someone badly hand painted black.

All items listed are 1:76 scale.



Assorted BMMO motorway coach line up, white top, vented top, plain top & Coventry Bees Lichfield Supporters versions.



1 Corgi catalogue item showing the issue of No 1120 Birmingham-London motorway CM5T coach fully detailed and with spun hubs. Courtesy of MAR on-



Corgi Original Omnibus series boxed CM57 minus side boards in later packaging.



Corgi OM45505 BMMO CM5T Coventry-London motorway express service operating from Pool Meadow.

Another express service CM5T by Corgi. OM45506 route 789 Coventry to Tamworth.



Interior views of the real motorway coach



Some more of the coaches mentioned in Will's Article



Budgie models below

Don't miss Bob's larger plastic Midland Red Motorway Coach refinished by Mixxy shown elsewhere in this edition.



MIXXY in the MIDDLE

A few words from the chair.

Well, its that time again folks, meeting round up. Guess who couldn't make it for a meeting, yep November and work got in the way again! Thanks to Maz and Matt for holding the fort. September night was Repaints. This could have been a long night, but we managed through it! Nice to see Alan with some of his lovely restoration too, including a Diecast Collector article featuring one of his restorations.



Left: Alan doing his display



Left: Hugh's models on show

Below: A Couple of Lol's amazing lollipop stick models, dwarfing Matt's 1:18th at around 1:10th



Below: Speaking of Matt, here are a few of his repainted Jaaaags!



Left: Also speaking of Jags here's my little collection of mixers, Jags, and others that I have repainted over the years.



Left: Bob also had repaints. Some of his beloved Dinkys and some Coventry related Code 3 models

October meetings subject was 'Unusual Liveries'.

A difficult one I thought as most code 3's are, by their very nature, unusual as no manufacturer has produced them, but time to have a go...



My little lot included Jurassic Park by Matchbox, a few ARC repainted models, 1:24 Indian truck mainly scratch built, Japanese Dekatora trucks by Hot wheels and books on Indian and Afgan decorated trucks.

In the background Matt had unusual liveries from the promotional world and the race world on his 1:18.

Maz had a lovely collection of Coventry Telegraph 1:76 scale models, watched closely by Bob, and Lol had a load of Coventry and Birmingham livered buses.



Bob had some lovely Coventry related code 3 car transporters. One I particularly liked was the one with XKs loaded on

He also relived some of his time with GEC Coventry with models,

And finally for this issue a bit of Trucking with Hugh, featuring Peches Group transport and their ever changing livery. A wonderful Banana tanker, a Dinky re-issue Saharan and a CIJ version too.



Until next time...Mixxy, out!

Mixxy could not make the November meeting as a work event took him to London. There are a few pictures of the meeting which was themed Gifts and Presents below.



Matt's display—blind siding us with lots of non-1:18 scale models



Left: Bob's Robbie the Robot in action

Right: Bob and his display



Left; Lol's Circus layout-photos

Right: Chris Oliver's Display



Guest Imran Ali brought two models

Above: Alan Boughton's childhood presents

Right: Brian Malin's selection from smnll plastic to large tinplate

Below: Maz's Display



Recently we visited the Black Country Museum, which is next door to the zoo in the Dudley area of the Black Country. Now I do not collect

**BLACK COUNTRY
LIVING
MUSEUM**

By Eric Parr

buses but from the car park we travelled into the village on GEA174 fleet number 174 a Daimler half cab double-decker bus which had been part of the West Bromwich Corporation fleet. I think a similar model was produced by Corgi or Oxford some years ago. On the way we passed a parked Ford 100E Anglia in immaculate condition but painted in a two-tone primrose yellow and white more in keeping with later 107E.

Our first port of call was to catch a lesson at Saint James Primary School. They say that you are never too old to learn and it is perfectly true. The lesson was on the 3Rs reading, writing and arithmetic. This baffled my two teenage grandsons for a start. How can it be three R's? Based on a lesson of 1912 the children learned to write using a hook shape (like a J) and a pot hook (like an S shape) so writing the letter H in the old way you would draw 2 hook shapes and a pothook shape to form the letter. We know this as copperplate writing. The teacher patrolled around the class with cane in hand, I can still feel the pain but that's another story.

It was fascinating looking in and around the various houses and businesses. The worrying thing being that this is a museum, yet we have owned or even still are using a lot of the items on display. A number of vehicles were parked up around the site. We passed a Morris Minor 1000 van in Rediffusion TV livery and a three wheeled Reliant motorcycle van in a Co-Op livery. There are two garages one a working repair shop with motor parts hanging on the walls and on the shelves. It took me back to my apprenticeship days. The other a showroom full of veteran cars and cars from the 20s and 30s, mostly being of Birmingham area manufacture. A workshop adjoining it is where they restore and maintain the vehicles and in there was an Austin A30 with front wings and suspension stripped and a fibreglass Invacar, completely stripped and having a respray of its obligatory pale blue paint work.

There were a few buses, a tram and a trolley bus by the main entrance, some of them on duty, so while our eldest grandson went into the mine with his parents our younger one and myself did a round-trip on Midland Red D9 registration

6342HA fleet number 5342 . He had been on a school trip earlier in the year and been in the mine so 'I've been there and done that'. Most of the vehicles in the museum, apart from the veteran and vintage cars have, or are perhaps being modelled by one of the brands of Diecast manufacturers.



All the buildings are authentic and have been taken down from their original sites and rebuilt at the Museum. We had a great day and the sunshine was a bonus.





Our 50th Anniversary Club Model

Our 50th Anniversary model is, appropriately, a Coventry made car. We have produced a special box, label and information card to make it a very limited edition primarily aimed at our members. It is based upon a model sold by Atlas in their sports car series which used a mould provided by Norev so it is made to a good standard.

The Daimler SP250, or Dart as it was known until Dodge objected, was produced from 1959 to 1964. The model represents a B spec car as modified by Jaguar once they bought out Daimler in 1960. This had added chassis strengthening as well as bumpers and other detail changes.

Jaguar were not impressed by the car and did a rather nice re-styling exercise for a next generation but when the new version was costed it was clear that it would cost almost the same to produce as an E Type roadster so it was quickly abandoned as uneconomic.

Prices to members will be announced in the New Year but will be kept as low as we can manage.





2024/25

December

1st	Sunday	Bolton Stadium
8th	Sunday	Coventry***
27th	Friday	NEC Birmingham
29th	Sunday	Stafford Showground
30th	Sunday	Doncaster Racecourse

January

12th	Sunday	Coventry***
19th	Sunday	Buxton

February

16th	Sunday	Doncaster Racecourse
22nd	Saturday	Sandown Park

March

2nd	Sunday	Bolton Stadium
9th	Sunday	Buxton
23rd	Sunday	Stafford Showground

*** Members with current membership cards will be given free entry to Coventry Toyfairs (NB not applicable for early entry)

The Club always tries to have a table at the Coventry Toyfair in order to encourage people to join us as new members.

We will be setting out new leaflets on the benefits of club membership at the next event as well as displaying the new club banner and other items Mixxy has had created by Vistaprint.



Steve Flowers Model Supplies
25 Pennant Close, Glenfield, Leicester, LE3 8LL
Tel: 0116 233 2288

model-supplies.co.uk

2025 Club Night Themes	
January	Japan
February	Special 50th Anniversary Meeting
March	Australia and New Zealand
April	General Motors in Europe
May	Yank Tanks
June	Car stars of tv and film
July	Tinplate, plastic toys, brick cars and snap together kits
August	Your family cars
September	Racing and Sporting cars
October	Model specially relevant to you - models with a story
November	Holy Grails – models you have that you looked for for years and those you would love to own - three per member
December	Christmas Meeting - quiz and mince pies